

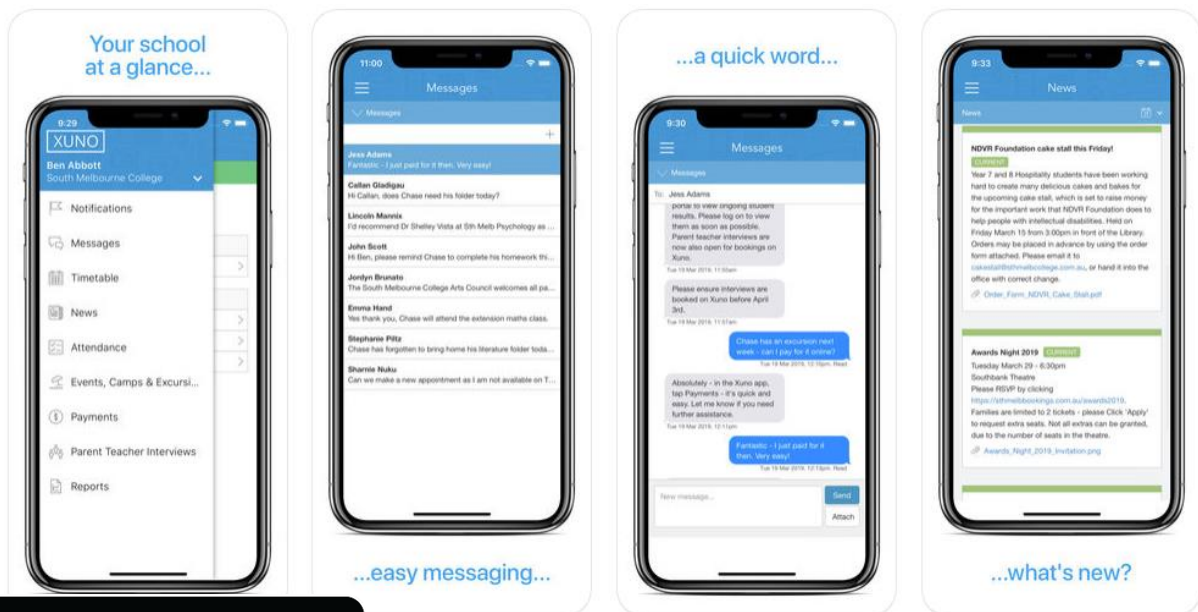


Echuca College

DIVERSITY OF
STRENGTH

Echuca College Parent Portal **XUNO APP – Setup Guide**

Version 10.5.1556 09/05/19



Introduction

This guide is written to support students and families on utilising the new XUNO APP (currently only for Apple and Android devices). For more information on XUNO, and how to use it, please refer to our information booklet available on:

<http://www.echucacollege.vic.edu.au/learning/xuno/>

We welcome feedback on XUNO and if you require support, please call the office on 03 5482 1133.

How to access / install

Apple IOS Device

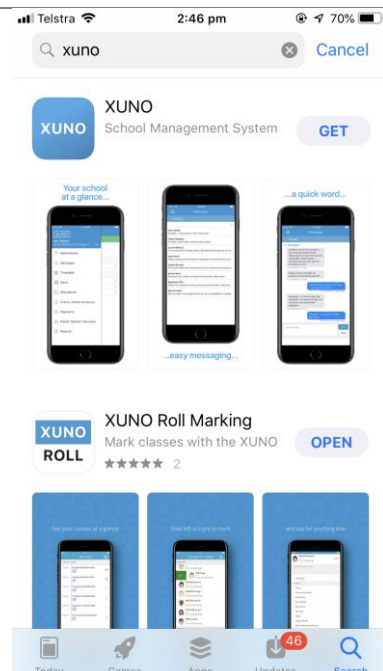
On your Apple device, open the **App Store** - icon is similar to:

Android Device

On your Android device, open the **Google Play** store - icon is similar to:



Tap on the **Search** button and search for **XUNO**. Tap the **Get** icon, and follow the prompts to install the app.



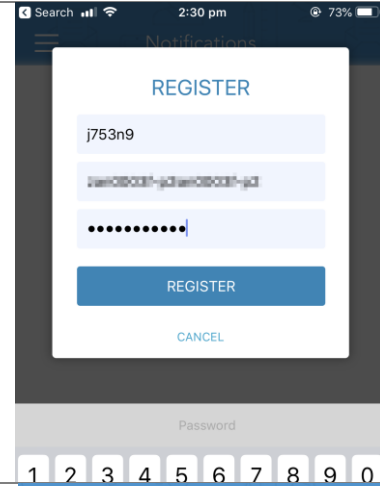
Once installed, open the app. The first time you load it, it may prompt you to enable Notifications. It is recommended you allow notifications, as when new news items and messages are sent, you'll receive a notification on your device.

The first time you open it, it will request a School Code, Username and Password.

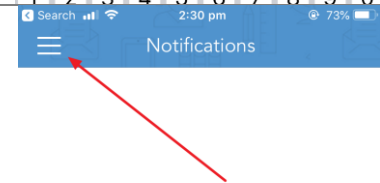
The school code is: **j753n9**

The username and password are the same as what you previously log into XUNO with. If you need assistance with this, please visit:

<http://xuno.echucacollege.vic.edu.au/xuno/resetpassword.php>
or call the office on 03 5482 1133 to have your password reset.

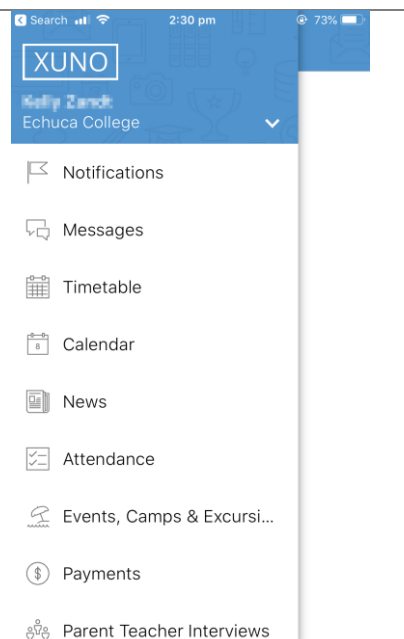


Once loaded, it may present the Notification page. To navigate around the app, tap on the 3 bars in the top left to present the menu of options.



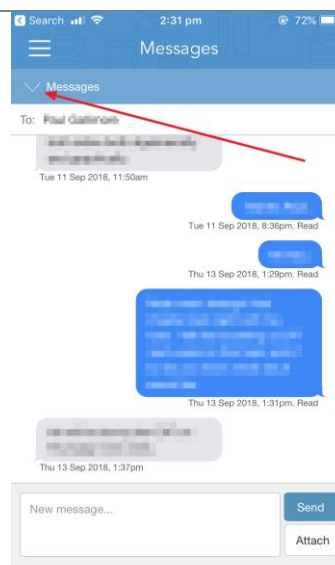
Currently, the app gives you access to:

- Messages (send and receive messages to your child's teachers)
- Timetable
- Calendar
- News
- Attendance (and the ability to respond to previous absences)
- Events, Camps & Excursions (and the ability to approve events)
- Payments (to pay for any camps/excursions)
- Parent Teacher Interviews

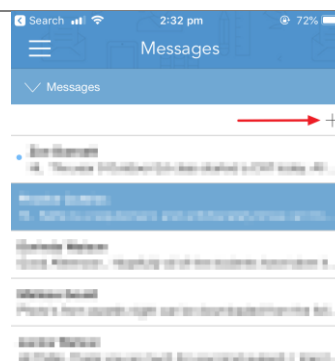


Messages

When you tap on messages, it will display the last message you have sent/received. To compose a new one or to view other messages, tap on the drop arrow to the left of the title *Messages*



To compose a new message, tap on the + symbol. You will be presented with a list of your child's teachers whom you can correspond with.



All other issues/errors

Please inform Echuca College via 03 54 821 133.